

Installation Guide

TL-SM311 Series Mini GBIC Module

TL-SM311LS/TL-SM311LM

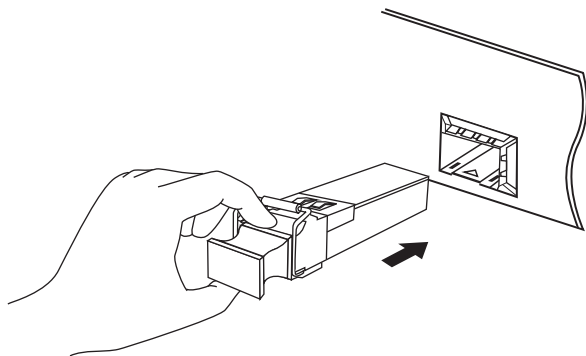


For more information, please visit our website:
<http://www.tp-link.com>

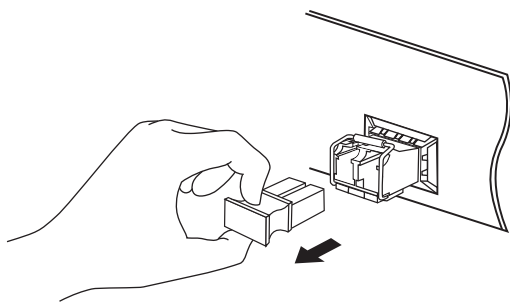
©2017 TP-Link 7106507673 REV3.0.1

Install the SFP

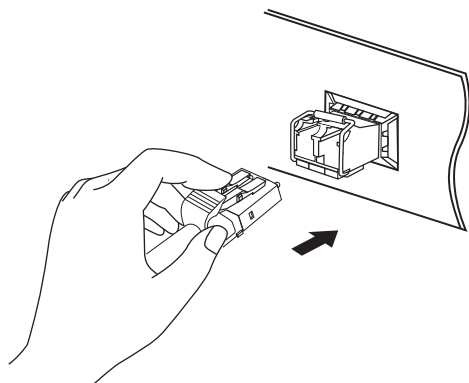
1. Wear an ESD-preventive wrist or ankle strap to prevent ESD damage to the transceiver.
2. Insert the SFP into the SFP slot and firmly press it into place.



3. Remove the protective dust plug from the SFP.

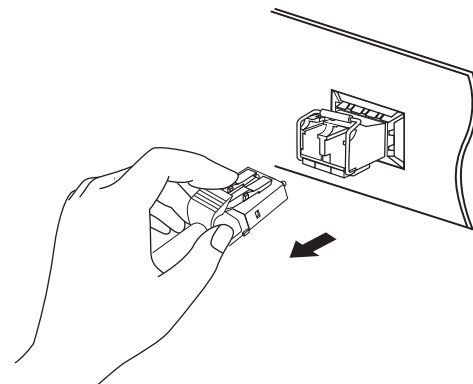


4. Plug a fiber-optic cable into the SFP. Note that the SFP works without any additional configuration.

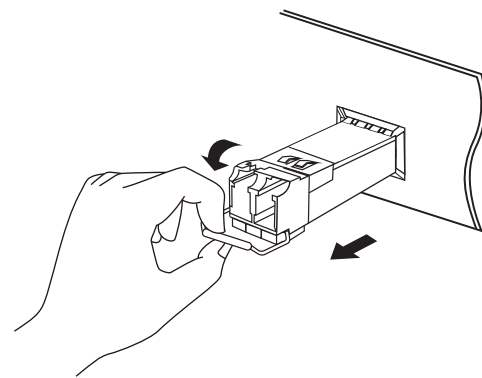


Remove the SFP

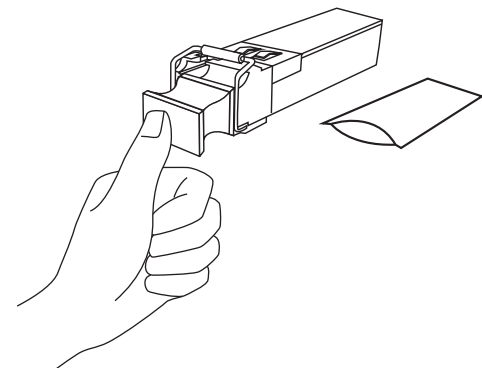
1. Wear an ESD-preventive wrist or ankle strap to prevent ESD damage to the transceiver.
2. Disconnect the network fiber-optic cable from the SFP.



3. Pull the safety latch downwards to release the SFP, and then pull it out from the slot.



4. Reinstall the protective dust plug in the SFP's optical bores and place it on antistatic mat or a static shielding bag.



Note:

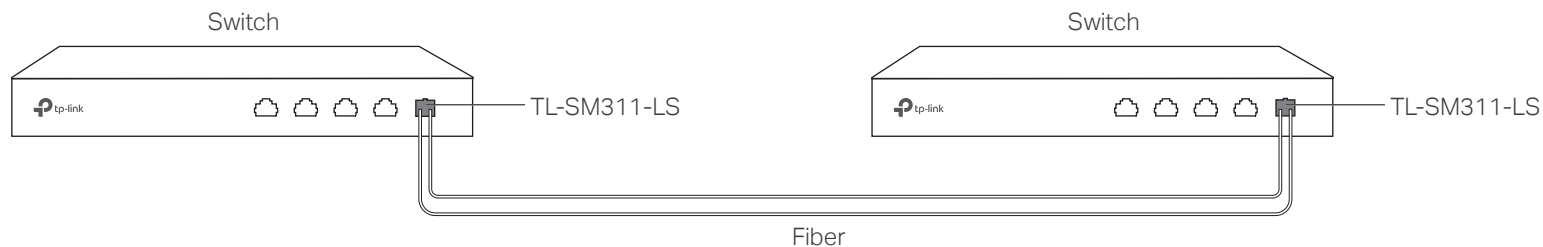
1. Do not touch the output pins on the transceiver with your hand.
2. Always keep the protective dust plug on the SFP's optical bores until you are ready to make a connection.

Caution:

DO NOT point or stare directly into the beam or into the optical port of the transceiver when it is operating, as this can injure your eyesight.

Connection

Only use the same transceiver model between switches for fast and reliable connectivity.



Specifications

General Specifications

Normal	TL-SM311LS	TL-SM311LM
Wave Length	1310nm	850nm
Standards and Protocols	IEEE 802.3z, CSMA/CD, TCP/IP	
Cable	Single-mode Fiber	Multi-mode Fiber
Fiber Type	9/125 um Single-mode	50/125 um or 62.5/125 um Multi-mode
Max. Cable Length	10km	550m
Data Rate	1.25Gbps	
Port Type	LC	
Power Support	3.3V	
Safety & Emission	FCC, CE	

Environmental and Physical Specifications

Operation Temperature	0 °C to 70 °C (32 °F to 158 °F)
Storage Temperature	-40 °C to 80 °C (-40 °F to 176 °F)
Operation Humidity	10% to 90% RH, Non-condensing
Storage Humidity	5% to 90% RH, Non-condensing

TP-Link Compatible Products

- TP-Link Switches with gigabit SFP Slots
- MC220L

Note:

The SFP modules may be incompatible with other vendors' devices. We recommend that you use only TP-Link SFP modules on your TP-Link devices.



For technical support and other information, please visit <http://www.tp-link.com/support>, or simply scan the QR code.

FCC STATEMENT

This equipment has been tested and found to comply with the limits for a Class B digital device, pursuant to part 15 of the FCC Rules. These limits are designed to provide reasonable protection against harmful interference in a residential installation. This equipment generates, uses and can radiate radio frequency energy and, if not installed and used in accordance with the instructions, may cause harmful interference to radio communications. However, there is no guarantee that interference will not occur in a particular installation. If this equipment does cause harmful interference to radio or television reception, which can be determined by turning the equipment off and on, the user is encouraged to try to correct the interference by one or more of the following measures:

- Reorient or relocate the receiving antenna.
- Increase the separation between the equipment and receiver.
- Connect the equipment into an outlet on a circuit different from that to which the receiver is connected.
- Consult the dealer or an experienced radio/TV technician for help.

This device complies with part 15 of the FCC Rules. Operation is subject to the following two conditions:

- 1) This device may not cause harmful interference.
- 2) This device must accept any interference received, including interference that may cause undesired operation.

Any changes or modifications not expressly approved by the party responsible for compliance could void the user's authority to operate the equipment.



Продукт сертифіковано згідно з правилами системи УкрСЕПРО на відповідність вимогам нормативних документів та вимогам, що передбачені чинними законодавчими актами України.

EU declaration of conformity

TP-Link hereby declares that the device is in compliance with the essential requirements and other relevant provisions of directives 2014/30/EU, 2014/35/EU, 2009/125/EC and 2011/65/EU. The original EU declaration of conformity may be found at <http://www.tp-link.com/en/ce>



Safety Information

- Keep the device away from water, fire, humidity or hot environments.
- Do not attempt to disassemble, repair, or modify the device.
- Do not use damaged charger or USB cable to charge the device.
- Do not use any other chargers than those recommended.
- Avoid using this product during an electrical storm. There may be a remote risk of electric shock from lightning.

CE Mark Warning

This is a class B product. In a domestic environment, this product may cause radio interference, in which case the user may be required to take adequate measures.

Industry Canada Statement

CAN ICES-3 (B)/NMB-3(B)

BSMI Notice

安全諮詢及注意事項

- 請使用原裝電源供應器或只能按照本產品注明的電源類型使用本產品。
- 清潔本產品之前請先拔掉電源線。請勿使用液體、噴霧清潔劑或濕布進行清潔。
- 注意防潮，請勿將水或其他液體灑灑到本產品上。
- 插槽與開口供通風使用，以確保本產品的操作可靠並防止過熱，請勿堵塞或覆蓋開口。
- 請勿將本產品置放於靠近熱源的地方。除非有正常的通風，否則不可放在密閉位置中。
- 請不要私自打開機殼，不要嘗試自行維修本產品，請由授權的專業人士進行此項工作。

限用物質含有情況標示聲明書

產品元件名稱	限用物質及其化學符號					
	鉛 Pb	鎘 Cd	汞 Hg	六價鉻 CrVI	多溴聯苯 PBB	多溴二苯醚 PBDE
PCB	○	○	○	○	○	○
外殼	○	○	○	○	○	○

備考： "○" 系指該項限用物質之百分比含量未超出百分比含量基準值。