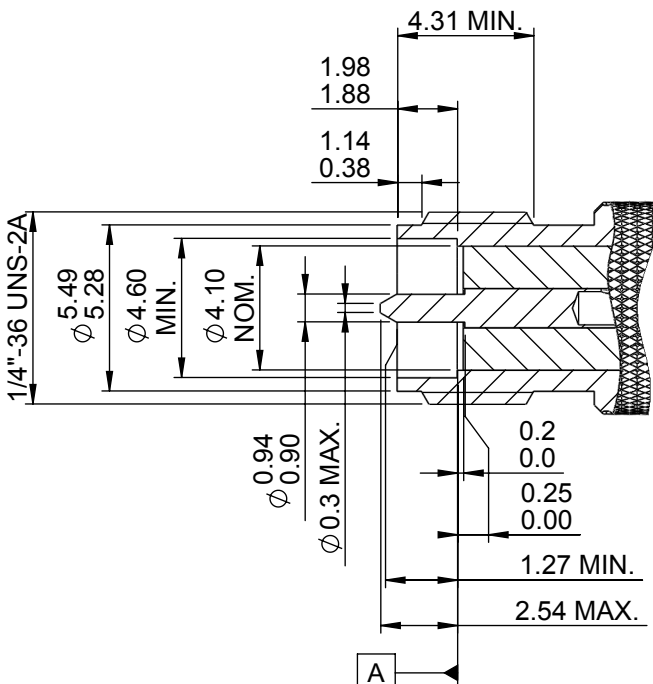
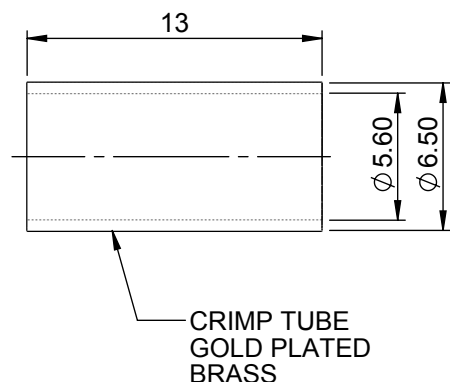
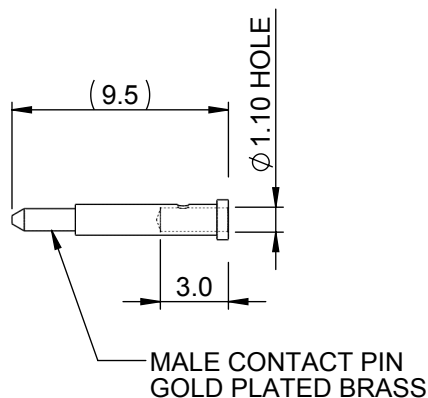
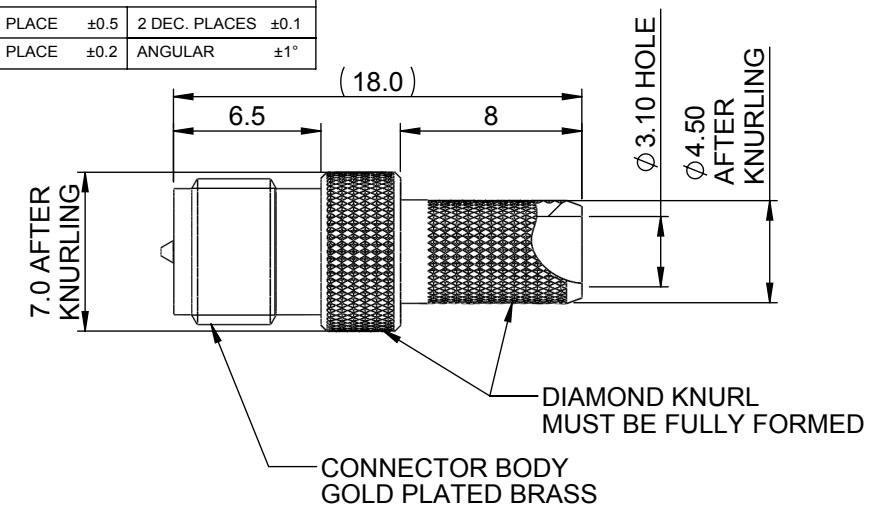


A

B

C

D



NOTES:

1. CONTACT PIN MUST REMAIN CAPTIVE AFTER ASSEMBLY OF CONNECTOR.
2. FINAL CONNECTOR ASSEMBLY MUST CONFORM TO STANDARD INTERFACE DIMENSIONS SHOWN.
3. SAMPLES MUST BE APPROVED BY PANORAMA ANTENNAS Q.C. BEFORE COMMENCING PRODUCTION.
4. ALL THREADS TO BE FREE FROM RESTRICTION ALONG ENTIRE LENGTH AFTER PLATING.
5. ALL DIMENSIONS APPLY AFTER PLATING.
6. ALL MATERIALS USED MUST BE RoHS COMPLIANT.

| | | | | | |
|---------------------------------------|--|---|----------------|--------------|---------------------|
| PRODUCT/ASSEMBLY CONNECTORS | | DESCRIPTION SMA REV. POL. CRIMP SOCKET FOR 5mm COAX CABLE | | | |
| MATERIAL SEE DRAWING | | APPROVED KD | DO.CHECK KD | SCALE 3:1 | DIMENSIONS IN mm |
| FINISH SEE DRAWING | | PANORAMA ANTENNAS | | | |
| WEIGHT 4g | | SHEET 1 OF 1 | | | |

| | | | | |
|-----------|------|-----------------------|------------|-------|
| 01019 | 1 | INITIAL ISSUE | 02/01/2014 | PE |
| PCN | REV. | DESCRIPTION OF CHANGE | DATE | DRAWN |
| REVISIONS | | | | |