

1

2

3

4

5

DRG. LGAM-7-27-24-58
No.SHEET
1 OF 1

PRODUCT/ASSEMBLY

LGAM

DESCRIPTION

LOW PROF MIMO
2/3/4G+GPS/GNSS WLAN 3m
SMAP

MATERIAL

N/A

FINISH

N/A

WEIGHT

380g

APPROVED

KD

DO.CHECK

MM

SCALE

1:2

DIMENSIONS IN mm

DO NOT
SCALE3RD ANGLE
PROJECTION

01019 A

INITIAL ISSUE

24/04/2017 IC

01019 B

3D UPDATED FOR
PRODUCTION
DRAWING (NO
CHANGES)

26/05/2017 IC

01019 C

COVER UPDATED
AS PER
SUPPLIERS
FEEDBACK

28/09/2017 IC

01019 1

PRODUCTION
ISSUE, BUNG
UPDATED.

19/04/2018 AR

01019 2

PRODUCTION
DRAWING
UPDATES

11/06/2018 IC

PCN REV. DESCRIPTION DATE DRN

TOLERANCES UNLESS OTHERWISE STATED

0 DEC. PLACE ±0.5 2 DEC. PLACES ±0.1

1 DEC. PLACE ±0.2 ANGULAR ±1°

 DENOTES
LATEST ISSUE
CHANGES

 DENOTES
CRITICAL
VALUE

THIS DOCUMENT MUST NOT BE COPIED
OR DISCLOSED TO A THIRD PARTY
WITHOUT THE WRITTEN CONSENT OF
PANORAMA ANTENNAS LTD.

© 2016

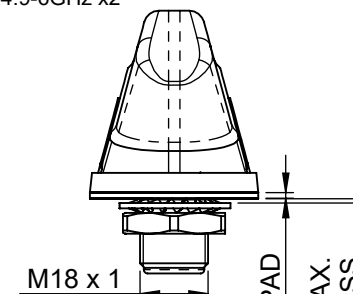
A4

OPERATING FREQUENCIES

698 - 960 / 1710 - 3800 MHz x2

1562 - 1612 MHz 26dB LNA

2.4/4.9-6GHz x2

HOUSING MOULDED IN
UV LIGHT STABILISED
A.S.A48mm
[1.89in]

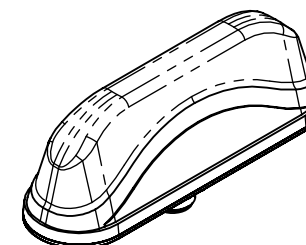
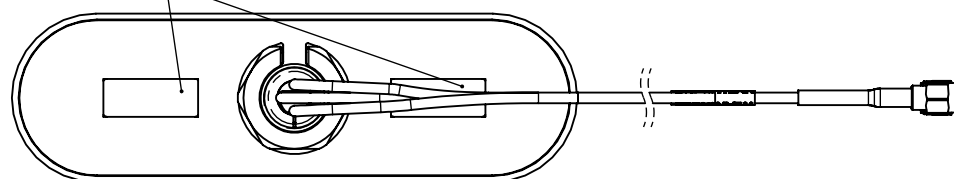
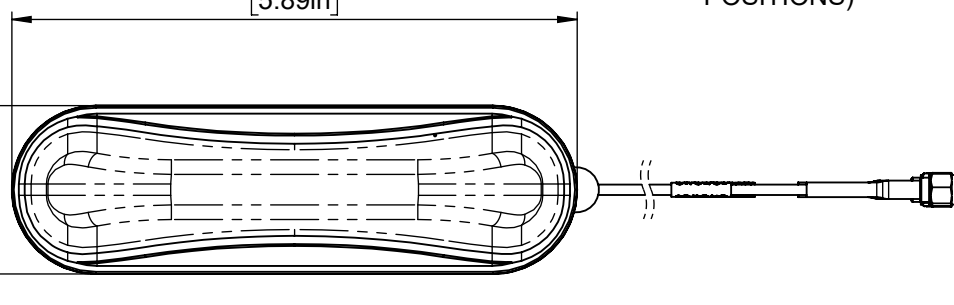
M18 x 1

1.50 ADHESIVE PAD

10.0 MAX.
PANEL THICKNESSINTERNAL TEETH
SHAKE PROOF
WASHERM18 x 1
SPLIT NUTCABLE BUNG
SP8-0726SMA PLUGS (CELL)
2 POSITIONSSMA PLUG (GPS/GNSS)
1 POSITIONSMA REV POL. (WLAN)
2 POSITIONSRG174 Ø2.8 COAX
3000mm LONG (5
POSITIONS)

NOTES:

- SAMPLES MUST BE APPROVED BY PANORAMA ANTENNAS Q.C. BEFORE COMMENCING PRODUCTION.
- ALL MATERIALS SUPPLIED MUST BE RoHS2 (DIRECTIVE 2011/65/EU) COMPLIANT AND MUST NOT CONTAIN ANY SUBSTANCES OF VERY HIGH CONCERN (SVHCs) LISTED UNDER REACH OR POLY-AROMATIC HYDROCARBONS (PAHs), OR PERSISTENT ORGANIC POLLUTANTS (POPs) CONTROLLED BY THE STOCKHOLM CONVENTION.

ISO VIEW
SCALE 1:3150mm
[5.89in]45mm
[1.75in]PRODUCT LABELS
REFER TO BOM

A

B

C

D