



Quality control tested One by One  
Package included the Test report

Compact Size

High-Gain



Light Weight

Direct mount

### Electrical

Frequency:	2.4 - 2.5GHz
V.S.W.R:	<1.7:1
Antenna Type:	Patch Directional
Gain:	10 dBi
Polarization:	Vertical Horizontal
Vertical Beam-with:	55 degree
Horizontal Beam-with:	80 degree
Connector:	N Female

### Mechanical

Dimension	94.8*116.8*30.8mm
Antenna Weight	220g
Mount Style	Direct mount on device
Mounting Option * Sell separately *	Wall mount Pole mount

### Package Contents


Environment Friendly Package



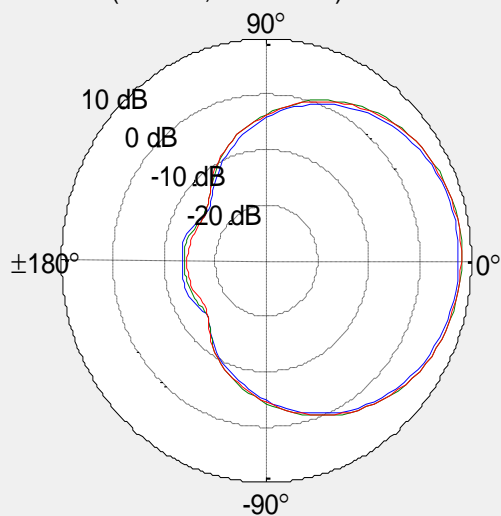
APA-L2410A

Test Report

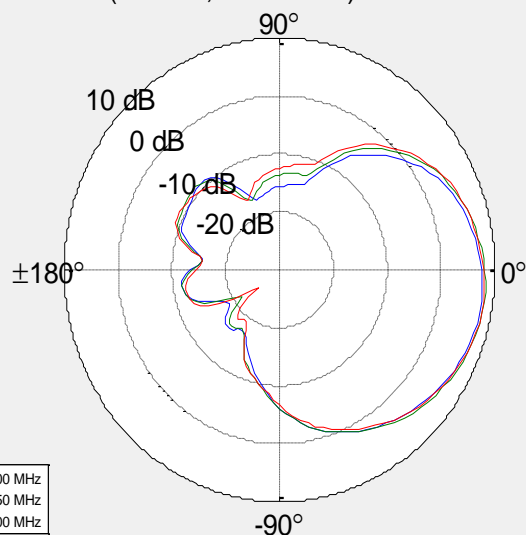
## Radiation & VSWR Report



ZX Plane (+Z = 0°, +X = +90°) / Azimuth = 0°



YZ Plane (+Z = 0°, +Y = +90°) / Azimuth = 90°



Trc1 S11 SWR 1 U / Ref1 U Cal int Smo 1 of 2 (Max)

